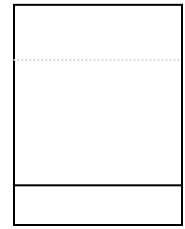
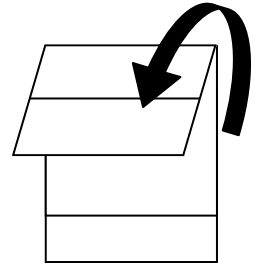


# How to Make a Flip – Book

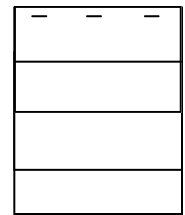
**Step 1:** Place two sheet of copy paper together with a one to one and a half inch off-set at the bottom.



**Step 2:** Fold the papers in half so they make 4 flaps each approximately one to one and a half inch in height.




**Step 3:** Staple the top of the flip book.

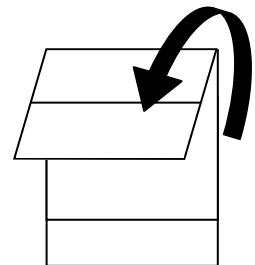


# How to Make a Flip – Book

**Step 1:** Place two sheet of copy paper together with a one to one half inch off-set at the bottom.



**Step 2:** Fold the papers in half so they make 4 flaps each approximately one to one half inch in height.



**Step 3:** Staple the top of the flip book.

